

4 GHz Active Probe

P7240 Datasheet



Applications

- High-speed digital systems design
- Component design/characterization
- Signal integrity, jitter, and timing analysis
- Mechanical engineering and test
- Measures 3.0 V logic, InfiniBand, PCI Express, DDR, Rambus Data Lines, Gigabit Ethernet

The P7240 4 GHz, 5X active FET probe provides truer signal reproduction and fidelity for high-frequency measurements. The probe has low input capacitance and high input resistance to minimize circuit loading over a wide bandwidth range.

Key features Features and benefits

- <120 ps Rise Time (Guaranteed)
- 4 GHz Bandwidth
- <1 pF input capacitance
- Small form factor probe head
- Direct access to SMDs
- Supports MSO/DPO/DSA70000 series oscilloscopes
- TekConnect™ Interface

Performance you can count on

Selecting the right probe for your application is key to attaining the best signal fidelity in your measurements. Active probes provide truer signal reproduction and fidelity for high-frequency measurements.

The small profile and low-mass head make probing dense circuitry by hand fast ~~an~~ and easy.

Depend on Tektronix to provide you with performance you can count on. In addition to industry-leading service and support, this probe comes backed by a one-year warranty.

The accessory tips and adapters included with the P7240 probe enable it to be used on a wide variety of circuits to meet your probing needs.



TekConnect™ Interface

The P7240 with TekConnect interface is a high-performance active probe with high bandwidth and low-capacitive loading to make it the probe of choice for demanding design applications, such as Rambus, DDR DRAM and AGP. This probe is also suited for applications in the communication industry, for measurements on Fibre Channel and Gigabit Ethernet. With the TekConnect interface, you can be assured that maximum signal integrity is maintained to meet present and future bandwidth needs.

Specifications

All specifications are guaranteed unless noted otherwise. ~~All specifications apply to all models unless noted otherwise.~~

Warranted characteristics

Rise time	≤120 ps
-----------	---------

Attenuation	5X
-------------	----

Typical characteristics

Bandwidth	4.0 GHz
-----------	---------

DC resistance	20 kΩ
---------------	-------

Input capacitance	<1 pF
-------------------	-------

Dynamic range	±2 V
---------------	------

Offset range	±5 V
--------------	------

Physical characteristics

Unit weight (probe only)	223 g (7.52 oz)
--------------------------	-----------------

Cable length	1.3 m (50 in)
--------------	---------------

Environmental characteristics

Temperature

Operating	0 °C to +40 °C (+32 °F to +104 °F)
-----------	------------------------------------

Nonoperating	-55 °C to +75 °C (-67 °F to +167 °F)
--------------	--------------------------------------

Humidity	0 to 90% RH at +30 °C to +40 °C (+86 °F to +104 °F)
----------	---

Altitude

Operating	4572 m (15,000 ft)
-----------	--------------------

Nonoperating	15,240 m (50,000 ft)
--------------	----------------------

Ordering information

Ordering information

Models

P7240

4.0 GHz Active Probe

Standard accessories

Part number	Description	Quantity
006-3415-xx	Wrist strap	1
006-7164-xx	Accessory case	1
016-1315-xx	Color coding bands, 2 each of 5 colors	1
016-1772-xx	Pogo pin (set of 10)	1
016-1773-xx	Square pin socket (set of 10)	1
016-1774-xx	Adapter spring (set of 10)	1
016-1952-xx	Probe carrying case	1
071-0759-xx	User manual	1
131-5638-xx	Probe Tip (Set of 10)	1
131-6254-xx	SureToe™ (set of 4)	1
196-3456-xx 196-3437-xx 196-3457-xx 196-3456-xx	Lead set <u>consisting of:</u> 3-in Ground lead (3) Y-Lead (2)	1 3 2
196-3482-xx	Customizable ground lead (set of 5)	1
206-0569-xx	SMT KlipChip™ Adapter	2
-	<u>Calibration data report</u>	<u>1</u>

Recommended accessories

Part number	Description	Quantity
013-0309-xx	SMK4 IC Grabber (set of 2)	1

Warranty

One-year warranty covering all parts and labor.

Recommended accessories

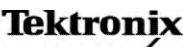
Part number	Description	Quantity
013-0309-xx	SMK4 IC Grabber (set of 2)	1

Options

Service options

Opt. C3	Calibration Service 3 Years
Opt. C3	Calibration Service 3 Years
Opt. C5	Calibration Service 5 Years

Opt. D3	Calibration Data Report 3 Years (with Opt. C3)
Opt. D5	Calibration Data Report 5 Years (with Opt. C5)
Opt. R3	Repair Service 3 Years (including warranty)
Opt. R5	Repair Service 5 Years (including warranty)







P7240 Probe Accessory Reorder List

 <p>Tektrolix 131-6254-XX SureToe™ SET of 4</p> 	 <p>Tektrolix 131-5638-XX PROBE TIP SET of 10</p> 	 <p>Tektrolix 016-1774-XX SPRING ADAPTER SET of 10</p> 		
 <p>Tektrolix 016-1772-XX POGO PIN GND SET of 10</p> 	 <p>Tektrolix 016-1773-XX SOCKET, SQ PIN SET of 10</p> 	 <p>016-1315-XX COLOR MARKER BANDS SET SET of 1</p>		
 <p>196-3437-XX GROUND LEAD 3.0" 3 EACH</p>			 <p>196-3456-XX LEAD SET SET of 1</p>	 <p>196-3457-XX Y LEAD 2 EACH</p>
 <p>196-3482-XX CUSTOMIZABLE GROUND LEAD SET of 5</p>				
 <p>206-0569-XX SMT KlipChip 2 EACH</p>		 <p>013-0309-XX IC GRABBER 2 SET of 2</p>		

1



P7240 Probe Accessory Reorder List

 <p>Tektroix 131-6254-XX SureToe™ SET of 4</p> 	 <p>Tektroix 131-5638-XX PROBE TIP SET of 10</p> 	 <p>Tektroix 016-1774-XX SPRING ADAPTER SET of 10</p> 			
 <p>Tektroix 016-1772-XX POGO PIN GND SET of 10</p> 	 <p>Tektroix 016-1773-XX SOCKET, SQ PIN SET of 10</p> 	 <p>016-1315-XX COLOR MARKER BANDS SET SET of 1</p>			
 <p>196-3437-XX GROUND LEAD 3.0" 3 EACH</p>			 <p>196-3456-XX LEAD SET SET of 1</p>		 <p>196-3457-XX Y LEAD 2 EACH</p>
 <p>196-3482-XX CUSTOMIZABLE GROUND LEAD SET of 5</p>					
 <p>206-0569-XX SMT KlipChip 2 EACH</p>		 <p>013-0309-XX IC GRABBER 2 SET of 2</p>			

Tektronix

P7240 Probe Accessory Reorder List

 <p>Tektronix 131-6254-XX SureToe™ SET of 4</p>	 <p>Tektronix 131-5638-XX PROBE TIP SET of 10</p>	 <p>Tektronix 016-1774-XX SPRING ADAPTER SET of 10</p>
 <p>Tektronix 016-1772-XX POGO PIN GND SET of 10</p>	 <p>Tektronix 016-1773-XX SOCKET, SQ PIN SET of 10</p>	 <p>016-1315-XX COLOR MARKER BANDS SET SET of 1</p>
 <p>196-3437-XX GROUND LEAD 3.0" 3 EACH</p>		 <p>196-3456-XX LEAD SET SET of 1</p> <p>196-3457-XX Y LEAD 2 EACH</p>
 <p>196-3482-XX CUSTOMIZABLE GROUND LEAD SET of 5</p>		
 <p>206-0569-XX SMT KlipChip 2 EACH</p>	 <p>013-0309-XX IC GRABBER 2 SET of 2</p>	

Tektronix

P7240 Probe Accessory Reorder List

 <p>Tektronix 131-6254-XX SureToe™ SET of 4</p>	 <p>Tektronix 131-5638-XX PROBE TIP SET of 10</p>	 <p>Tektronix 016-1774-XX SPRING ADAPTER SET of 10</p>
 <p>Tektronix 016-1772-XX POGO PIN GND SET of 10</p>	 <p>Tektronix 016-1773-XX SOCKET, SQ PIN SET of 10</p>	 <p>016-1315-XX COLOR MARKER BANDS SET SET of 1</p>
		

ASEAN / Australasia (65) 6356 3900
Belgium 00800 2255 4835*
Central East Europe and the Baltics +41 52 675 3777
Finland +41 52 675 3777
Hong Kong 400 820 5835
Japan 81 (3) 6714 3010 3086
Middle East, Asia, and North Africa +41 52 675 3777
People's Republic of China 400 820 5835
Republic of Korea +822 6917 5084, 822 6917 5080
Spain 00800 2255 4835*
Taiwan 886 (2) 2656 6688

Austria 00800 2255 4835*
Brazil +55 (11) 3759 7627
Central Europe & Greece +41 52 675 3777
France 00800 2255 4835*
India 000 800 650 1835
Luxembourg +41 52 675 3777
The Netherlands 00800 2255 4835*
Poland +41 52 675 3777
Russia & CIS +7 (495) 6647564
Sweden 00800 2255 4835*
United Kingdom & Ireland 00800 2255 4835*

Balkans, Israel, South Africa and other ISE Countries +41 52 675 3777
Canada 1 800 833 9200
Denmark +45 80 88 1401
Germany 00800 2255 4835*
Italy 00800 2255 4835*
Mexico, Central/South America & Caribbean 52 (55) 56 04 50 90
Norway 800 16098
Portugal 800 08 12370
South Africa +41 52 675 3777
Switzerland 00800 2255 4835*
USA 1 800 833 9200

* European toll-free number. If not accessible, call: +41 52 675 3777

For Further Information. Tektronix maintains a comprehensive, constantly expanding collection of application notes, technical briefs and other resources to help engineers working on the cutting edge of technology. Please visit www.tek.com.

Copyright © Tektronix, Inc. All rights reserved. Tektronix products are covered by U.S. and foreign patents, issued and pending. Information in this publication supersedes that in all previously published material. Specification and price change privileges reserved. TEKTRONIX and TEK are registered trademarks of Tektronix, Inc. All other trade names referenced are the service marks, trademarks, or registered trademarks of their respective companies.

